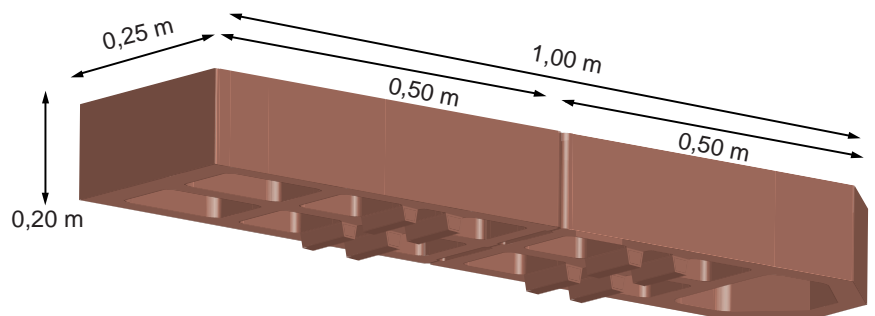




- Very high retaining walls
- Motorway bridge abutment
- Embankments
- Terraced walls
- Slope stabilisation
- Protection screens
- Bund steepening
- Anti-noise screens



## High-resistance plantable wall

Betotitan® a solution for high structures. Its implementation is easy and economical and enables construction in places inaccessible to vehicles, whilst ensuring a high resistance to static and dynamic loads. Plantable with through coloured blocks.

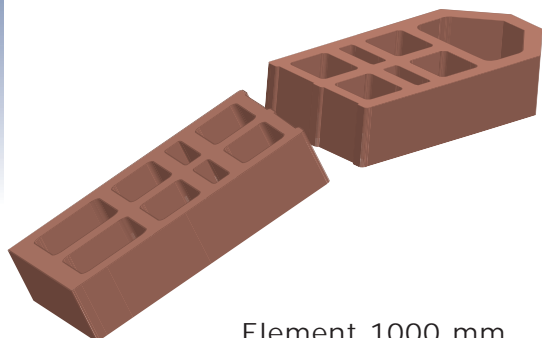


Sold on request with specific study  
for each structure

## Technical features

- Weight of empty element: 55 kg
- Weight of full element: 90 kg
- Weight per m<sup>2</sup>: 1800 kg
- Number of units / m<sup>2</sup>: 20
- Packaging: 1.20 m<sup>2</sup>/pallet
- Maximum height: 20 m






Element 1000 mm  
split on site



The elements have the potential to reverse the face profile to customise the project according to the levels and the angle chosen.

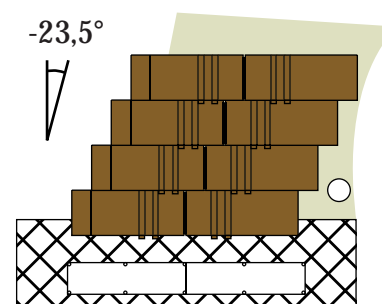
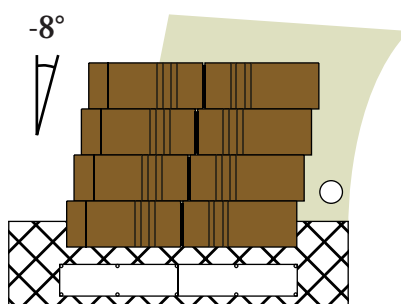
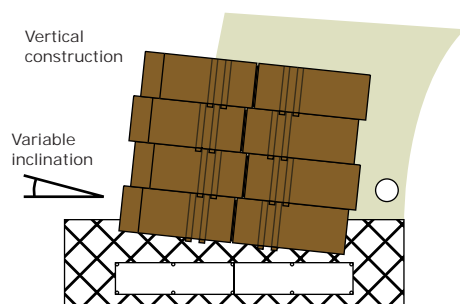
## Construction

- Elements to dry completely assembled except for the sole
- Fully interlocking due to the double interlocking patented system providing high resistance
- Possibility of several angles from the vertical
- Possible to construct walls on sites inaccessible to machinery
- Tools needed: bolster chisel, lump hammer, string line, tape measure, spirit level



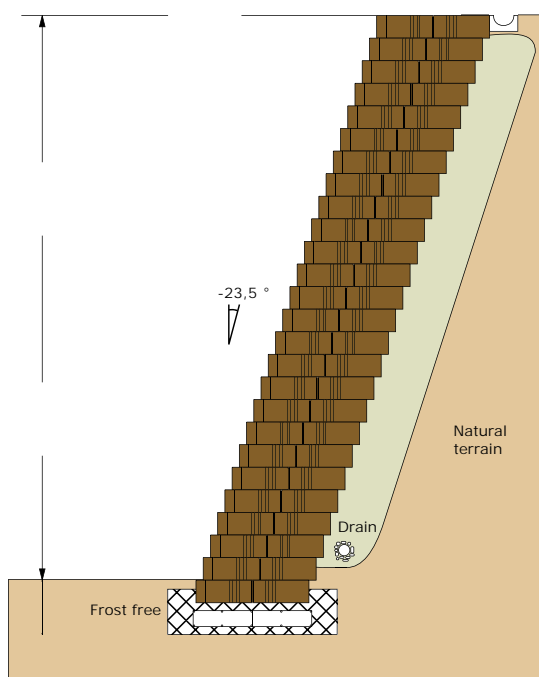
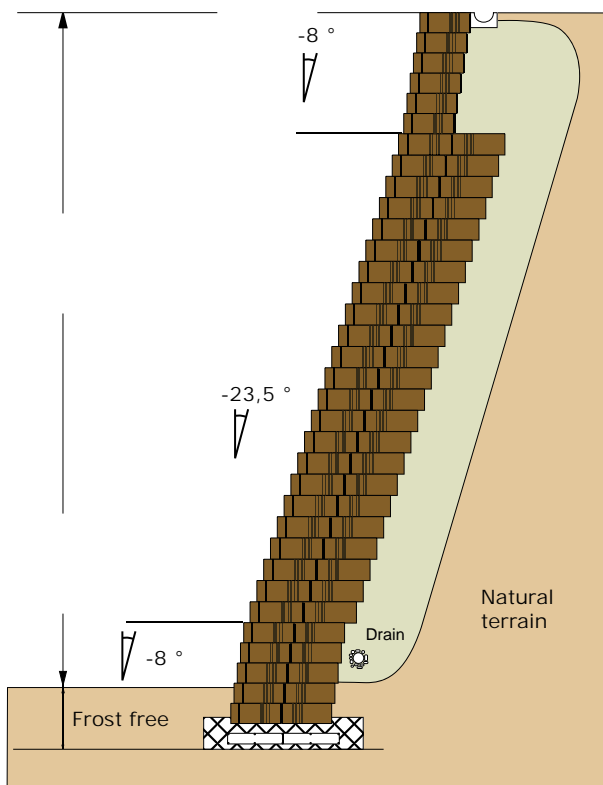
BETOTITAN® walls are fully mono-lithic without intermediate voids adapting well to the difficult terrain and supporting the heaviest loads. The elements are in full contact with each other, having no gaps between them. The soil is held captive within the individual blocks preventing erosion of the soil and weakening of root anchorage.

The 4 pairs of lugs allow for the execution of 2 natural angles: 8 and 23.5 degrees. According to the constraints and needs of each project it will be possible to rotate the face profile.



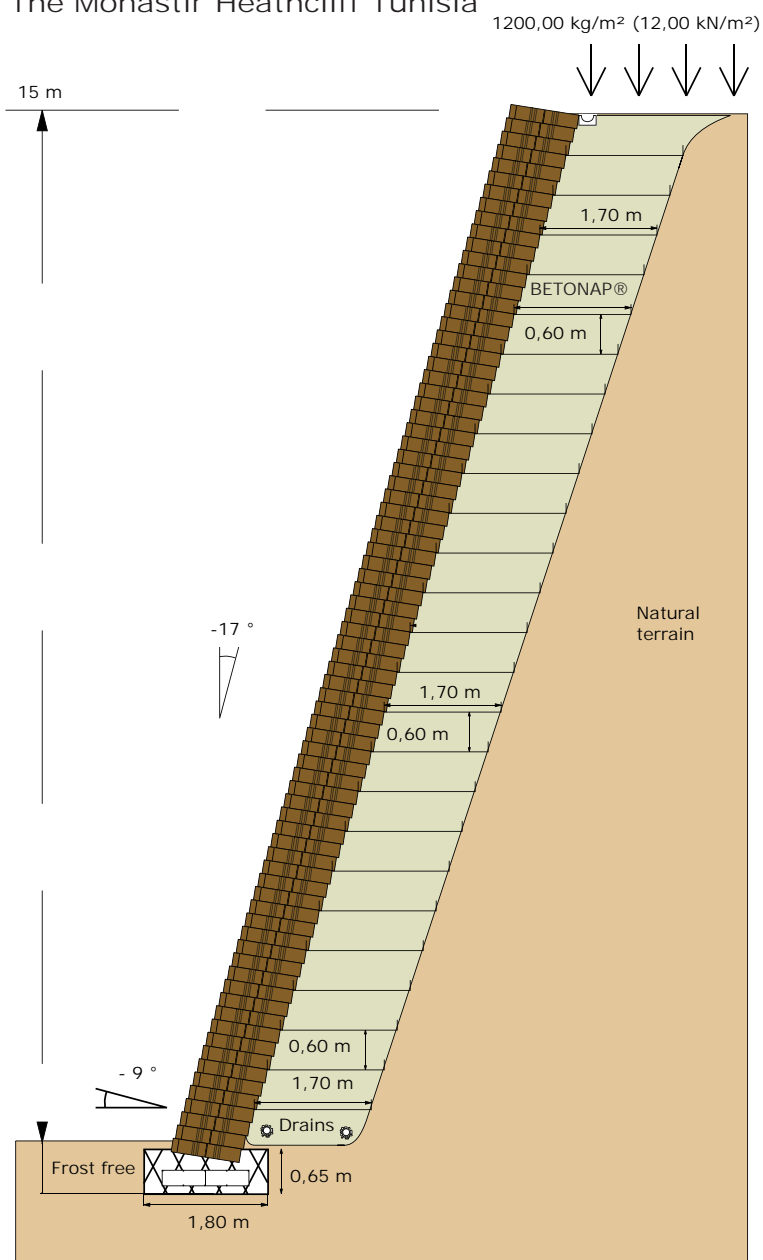
The land on which the structure will be assembled must be verified by an Approved Geotechnical Engineer to validate the design. Our responsibility is limited to products provided. The quality of foundation soil, slope faces, backfill and the installation are the responsibility of the Employer or Contractor and under no circumstances BETOCONCEPT®.

## Construction possibilities



- Natural wall angles: - 8 degrees and - 23.05°
- Variable inclination to the horizontal
- Construction with or without BETONAP®
- BETONAP® length varies according to specific study for each project
- Possible inclined upslope

## The Monastir Heathcliff Tunisia



All these assemblies are the works carried out referring.

System patented, trademark and design registered.

Reproduction, even partial prohibited without permission.

Information is given in good faith but is subject to change without prior notice.

[www.betoconcept.com](http://www.betoconcept.com)



## Projects

Valbonne - Sophia Antipolis (06), France



Paris Orly Airport (94), France

Putra Jaya Port, Malaysia



Monastir Heathcliff, Tunisia

The land on which the structure will be assembled must be verified by an Approved Geotechnical Engineer to validate the design. Our responsibility is limited to products provided. The quality of foundation soil, slope faces, backfill and the installation are the responsibility of the Employer or Contractor and under no circumstances BETOCONCEPT®.

[www.betoconcept.com](http://www.betoconcept.com)